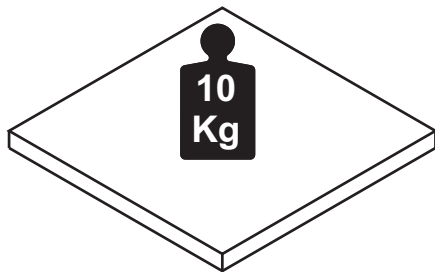
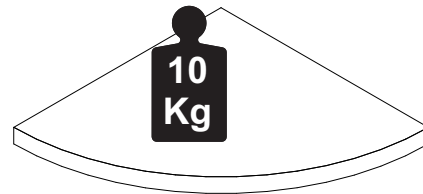
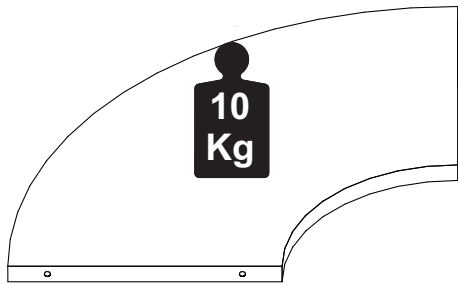


Capacidade de Carga - Load Capacity - Capacidad de carga



Manutenção e Limpeza

Vidros: pano levemente umedecido com álcool, seguido de pano seco.
Madeiras: pano levemente umedecido com água, seguido de pano seco.
*Nunca utilizar produtos químicos ou abrasivos.

Maintenance and Cleaning

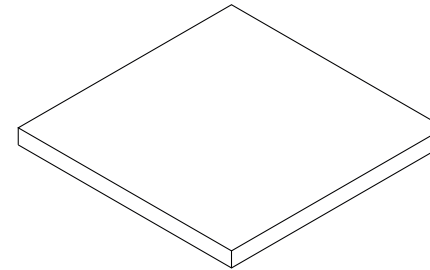
Glasses: cloth lightly moistened with alcohol, followed by dry cloth.
Woods: cloth slightly moistened with water, followed by cloth seo.
*Never use chemicals or abrasives.

Mantenimiento y Limpieza

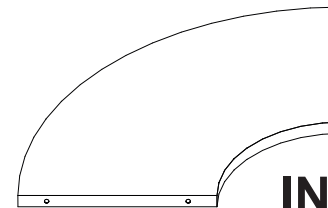
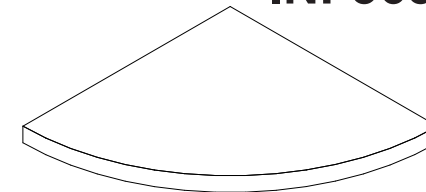
Vidrios: legeramente humedecido con alcohol, seguido de un paño seco.
Madera: ligeramente humedecido con agua, seguido de un paño seco.
*No utilice nunca productos quimicos o abrasivos.

INSTRUÇÕES DE MONTAGEM ASSEMBLY INSTRUCTIONS INSTRUCCIONES DE MONTAJE

INF3636/INF7236/INF1036



INF3635



INF5959

REF. #INF3636/7236/1036/59593635



MOBILIÁRIO
PARA ESCRITÓRIO

GEBB Work Ind. de Móveis Ltda.
Rua Felix Roman, 190
São Valentin

95709-170 - Bento Gonçalves - RS - Brasil
Fone: (0XX54) 3454-1105 - (0XX54) 3453-1407
Phone: (0XX54) 3454-1105 - (0XX54) 3453-1407

E-mail: pedidos@gebbwork.com.br

www.gebbwork.com.br

WhatsApp: +55 54 99177-8324

São necessários:
Son necesarios:
Are necessary:



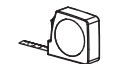
*Parafusadeira
Atornillador
Screwdriver



*Martelo
Martillo
Hammer



Chave Cruzada
Llave cruzada
Cross wrench



**Trena
Cinta métrica
Measuring tape



10min





2 Pessoas
Persona
Person

*Facilita a montagem / Facilita un montaje / Facilitates mounting.
** Para identificar as peças / Para identificar las partes / To identify the parts.

LISTA DE PEÇAS

01 - Prateleira (1x)



LISTA DE PIEZAS


01 - Estante (1x)

PARTS IDENTIFICATION

01 - Shelf (1x)

ACESSÓRIOS ACCESSORIES ACCESORIOS

A32 - PARAF. MINIFIX
M6x33m 4x



A35 - TAMBOR MINIFIX
4x



F1 - TAPA FURO ø18
4x



MONTAGEM

