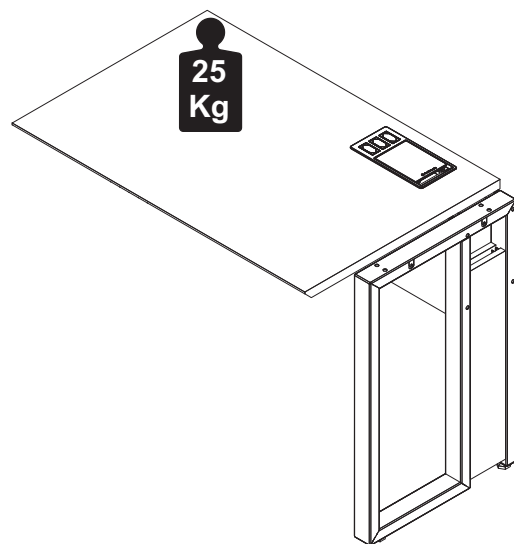


Capacidade de Carga - Load Capacity - Capacidad de carga



Manutenção e Limpeza

Vidros: pano levemente umedecido com álcool, seguido de pano seco.
Madeiras: pano levemente umedecido com água, seguido de pano seco.
*Nunca utilizar produtos químicos ou abrasivos.

Maintenance and Cleaning

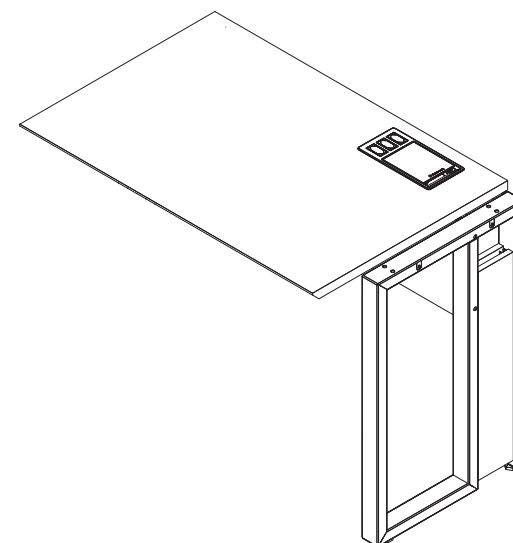
Glasses: cloth lightly moistened with alcohol, followed by dry cloth.
Woods: cloth slightly moistened with water, followed by cloth seo.
*Never use chemicals or abrasives.

Mantenimiento y Limpieza

Vidrios: legeramente humedecido con alcohol, seguido de un paño seco.
Madera: ligeramente humedecido con agua, seguido de un paño seco.
*No utilice nunca productos quimicos o abrasivos.

INSTRUÇÕES DE MONTAGEM ASSEMBLY INSTRUCTIONS INSTRUCCIONES DE MONTAJE

MESA DE REUNIÃO RETANGULAR PÉ CAVALETE RECTANGULAR MEETING TABLE WITH EASEL FOOT MESA DE REUNIONES RECTANGULAR PIE CABALLETE



REF. #VRA9062-1262-1362-1562

 **Gebbwork**

MOBILIÁRIO
PARA ESCRITÓRIO

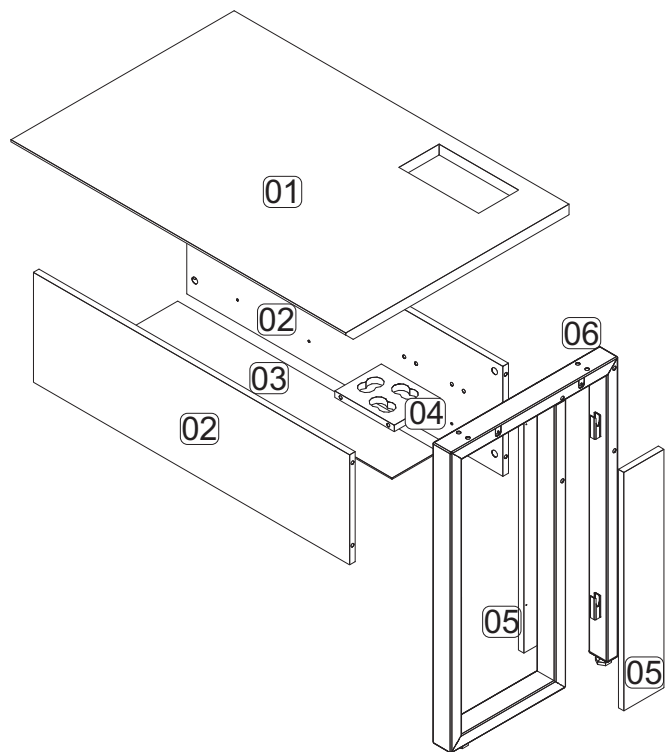
GEBB Work Ind. de Móveis Ltda.
Rua Felix Roman, 190
São Valentin

95709-170 - Bento Gonçalves - RS - Brasil
Fone: (0XX54) 3454-1105 - (0XX54) 3453-1407
Phone: (0XX54) 3454-1105 - (0XX54) 34531407

E-mail: pedidos@gebbwork.com.br

www.gebbwork.com.br

WhatsApp: +55 54 99177-8324



LISTA DE PEÇAS

01	Tampo	(1x)
02	Painel Frontal	(2x)
03	Travessa Inferior	(1x)
04	Suporte Tomadas	(1x)
05	Aplique Pé Central	(2x)
06	Pé Quadro Central	(1x)

LIST OF PIECES

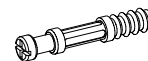
01	Top panel	(1x)
02	Front Panel	(2x)
03	Bottom Frame	(1x)
04	Socket support	(1x)
05	Side Panel	(2x)
06	Metal foot	(1x)

LISTA DE PIEZAS

01	Tapa	(1x)
02	Panel Frontal	(2x)
03	Travessa Inferior	(1x)
04	Apoio de Enchufe	(1x)
05	Panel Lateral	(2x)
08	Pie Metálico	(1x)

ACESSÓRIOS ACCESSORIES ACCESORIOS

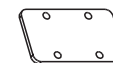
A32 - PARAF. MINIFIX
8x



A35 - TAMBOR
MINIFIX **8x**



M4 - CHAPA P/CONEXÃO
04 FUROS **1x**



A51 - PARAF. M6x40 CP
02x



A36 - BUCHA M6x13
2x



L2 - SAPATA PLAST.
SEXT. **2x**

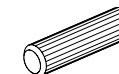


P10 - PONTEIRA 50X30
PLAST. RETA PRETO



1x

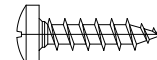
D1 - CAVILHA 8x30
4x



B1 - SUPORTE PRAT.
METÁLICO **6x**



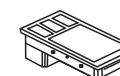
A8 - PARAF. 4,0x14 CP
14x



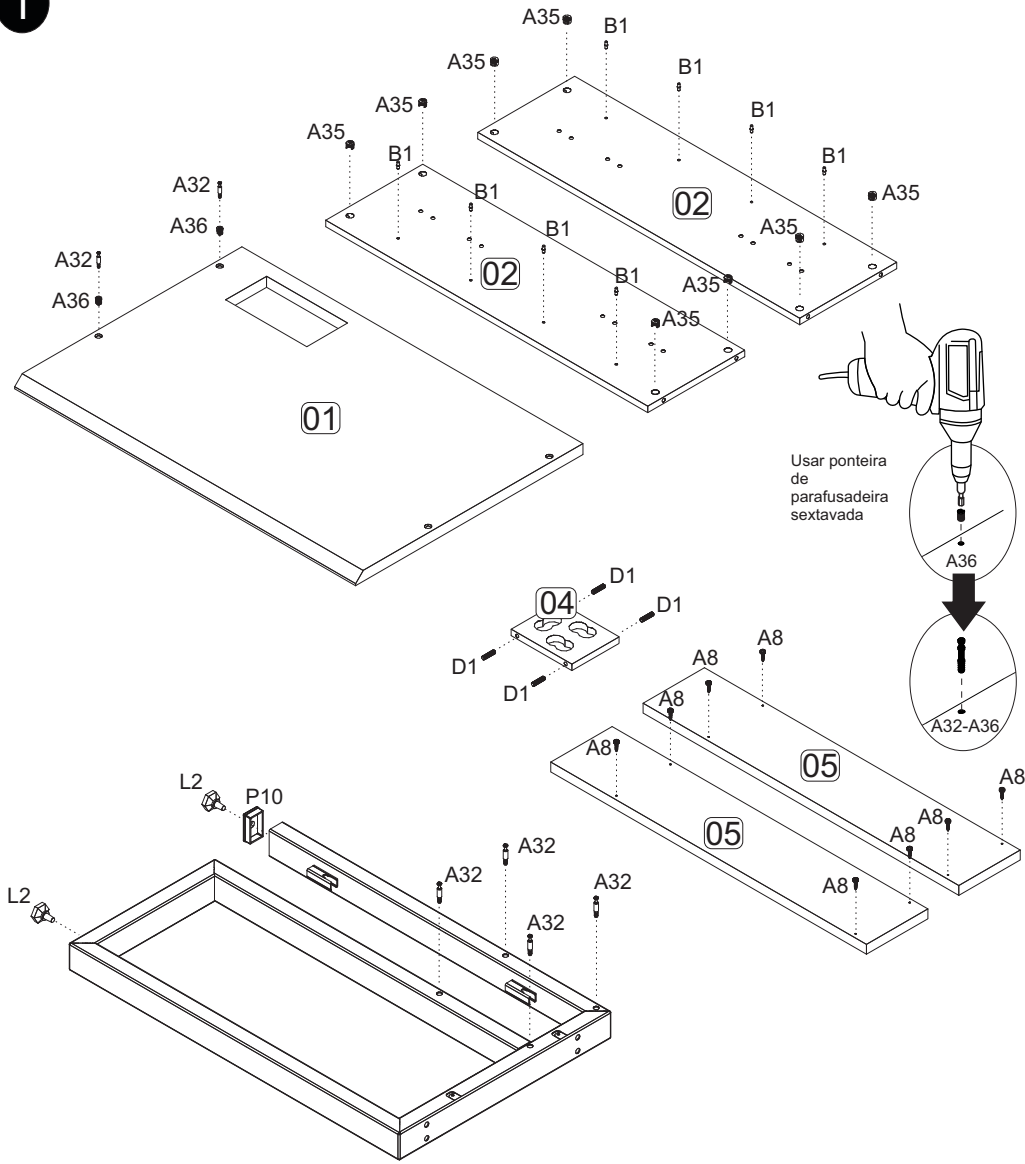
L5 - BUCHA PLÁSTICA
P/SAPATA 5/16 **2x**

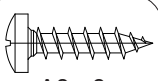

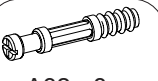

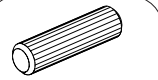





T23 - CAIXA TOMADA
ABS 03 PTS 40MM
1x

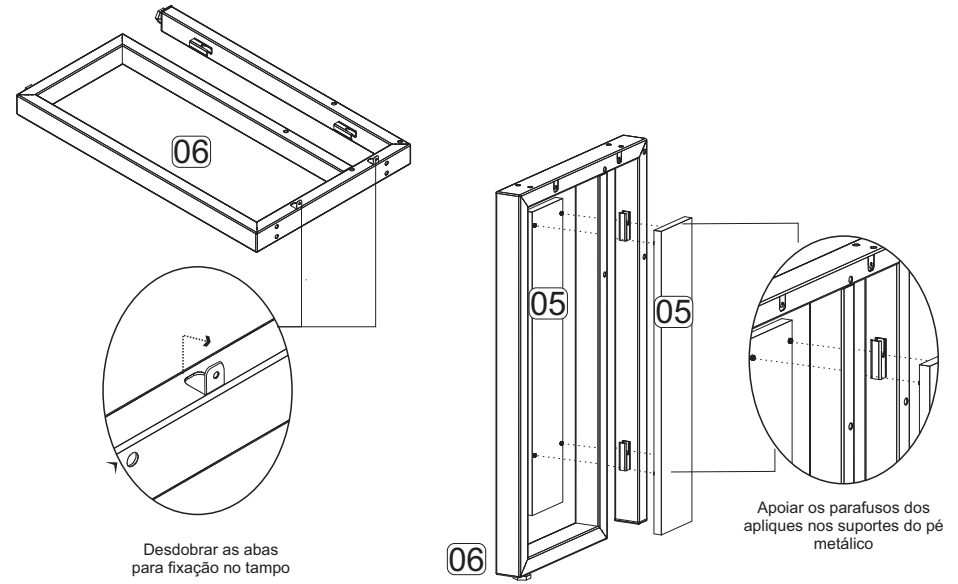


1 PRÉ MONTAGEM

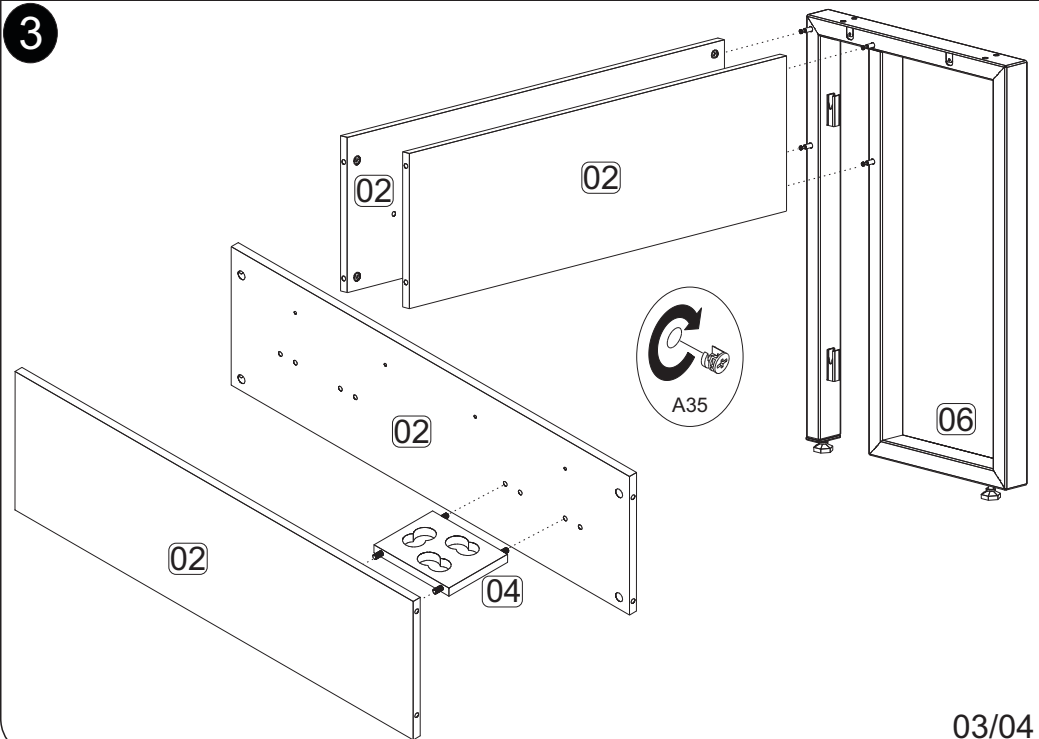


- | | | | |
|--|---|---|---|
| 
A8 - 8x | 
A35 - 8x | 
A32 - 8x | 
B1 - 6x |
| 
D1 - 4x | 
P10 - 1x | 
A36 - 2x | 
L2 - 2x |

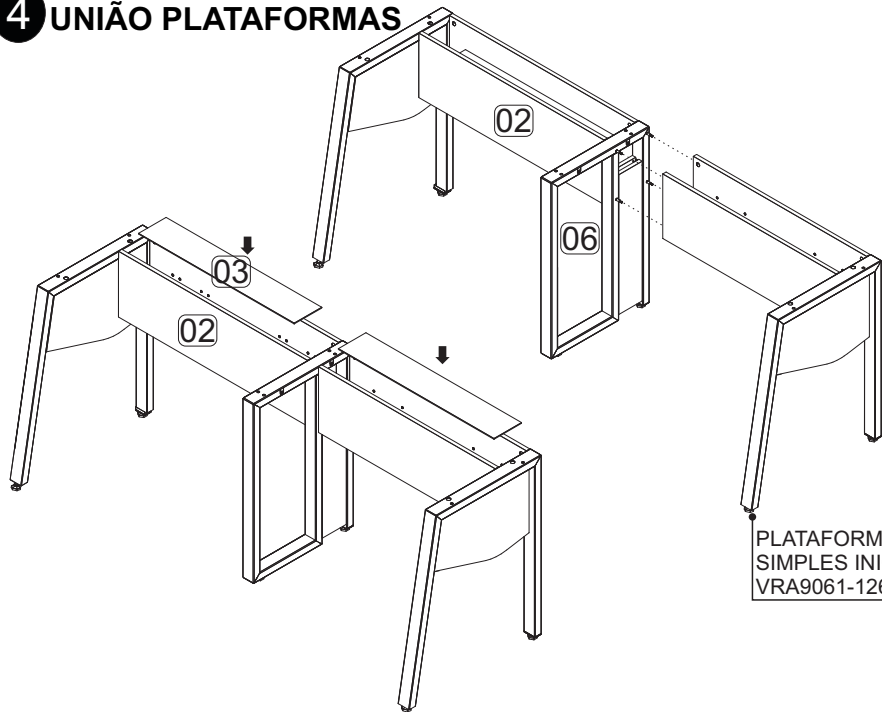
2 MONTAGEM



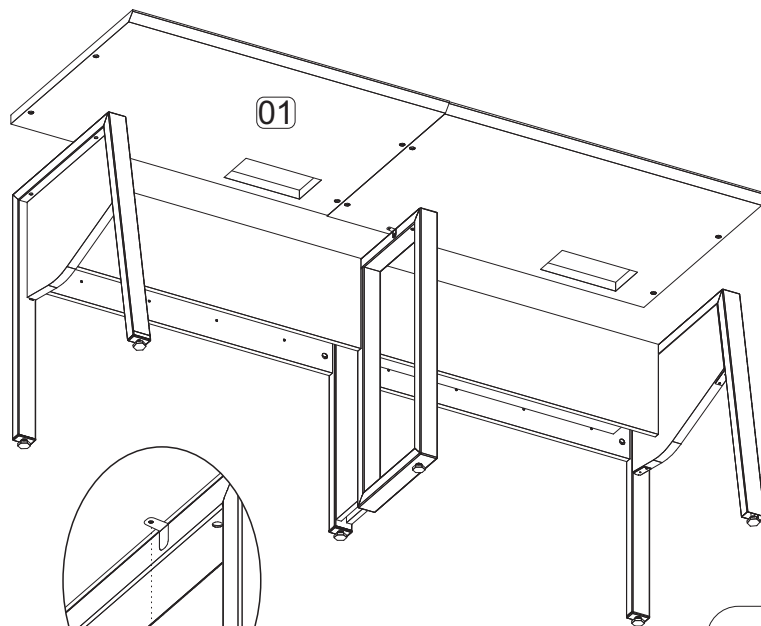
3



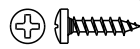
4 UNIÃO PLATAFORMAS



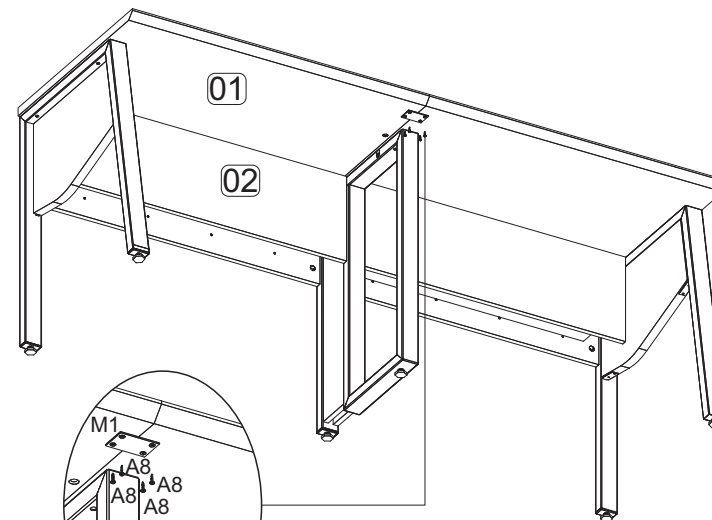
PLATAFORMA
SIMPLES INICIAL
VRA9061-1261-1361-1561



A8



A8 - 2x



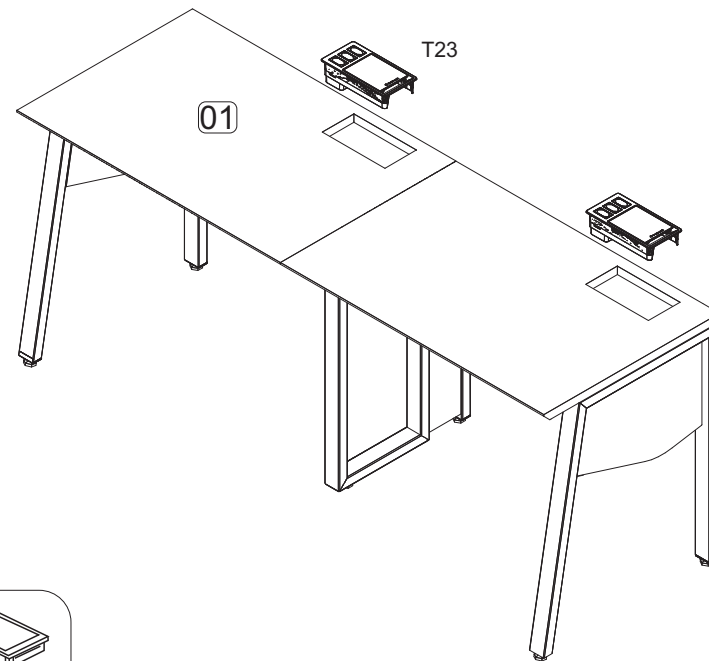
M1
A8
A8
A8
A8



A8 - 4x



M1 - 1x



T23



T23 - 1x