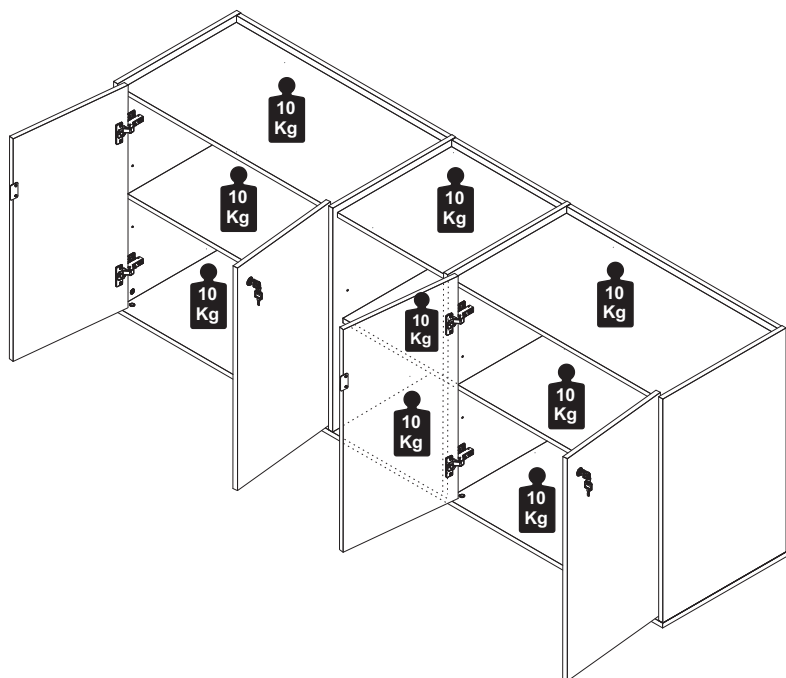


## Capacidade de Carga - Load Capacity - Capacidad de carga



### Manutenção e Limpeza

Vidros: pano levemente umedecido com álcool, seguido de pano seco.  
Madeiras: pano levemente umedecido com água, seguido de pano seco.  
\*Nunca utilizar produtos químicos ou abrasivos.

### Maintenance and Cleaning

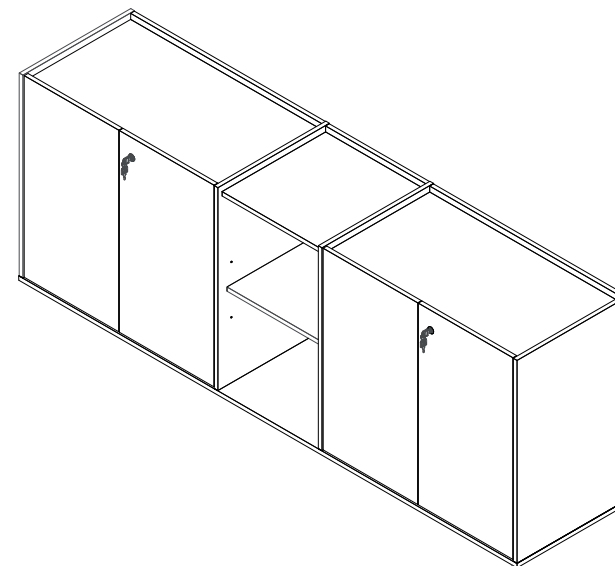
Glasses: cloth lightly moistened with alcohol, followed by dry cloth.  
Woods: cloth slightly moistened with water, followed by cloth seco.  
\*Never use chemicals or abrasives.

### Mantenimiento y Limpieza

Vidrios: legeramente humedecido con alcohol, seguido de un paño seco.  
Madera: ligeramente humedecido con agua, seguido de un paño seco.  
\*No utilice nunca productos químicos o abrasivos.

## INSTRUÇÕES DE MONTAGEM ASSEMBLY INSTRUCTIONS INSTRUCCIONES DE MONTAJE

### ARMÁRIO BAIXO DUBLO DOUBLE BASE CABINET ARMARIO BAJO DOBLE



REF. #VRA207-2474



MOBILIÁRIO  
PARA ESCRITÓRIO

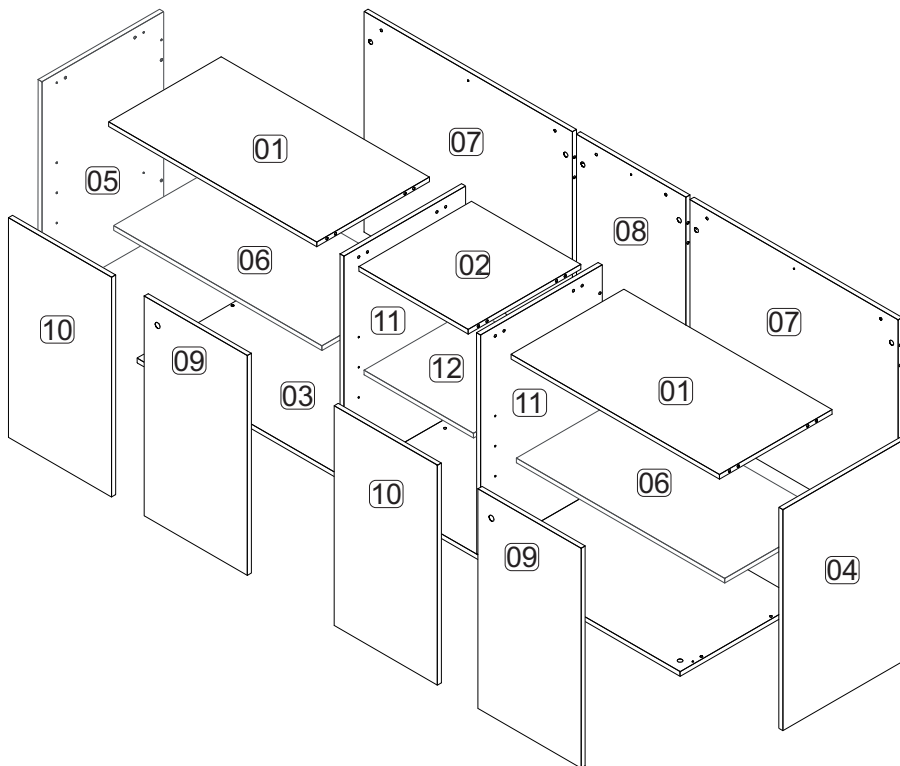
GEBB Work Ind. de Móveis Ltda.  
Rua Felix Roman, 190  
São Valentin

95709-170 - Bento Gonçalves - RS - Brasil  
Fone: (0XX54) 3454-1105 - (0XX54) 3453-1407  
Phone: (0XX54) 3454-1105 - (0XX54) 34531407

E-mail: [pedidos@gebbwork.com.br](mailto:pedidos@gebbwork.com.br)

[www.gebbwork.com.br](http://www.gebbwork.com.br)

WhatsApp: +55 54 99177-8324



## LISTA DE PEÇAS

01	Tampo	(2x)
02	Tampo Nicho	(1x)
03	Base	(1x)
04	Lateral Direita	(1x)
05	Lateral Esquerda	(1x)
06	Prateleira Móvel	(2x)
07	Costa Maior	(2x)
08	Costa Nicho	(1x)
09	Porta Dir C/Fech	(2x)
10	Porta Esquerda	(2x)
11	Divisória	(2x)
12	Prateleira Móvel Nicho	(1x)

## LIST OF PIECES

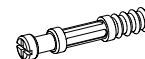
01	Top Panel	(2x)
02	Smaller Top Panel	(1x)
03	Boton Panel	(1x)
04	Right Side Panel	(1x)
05	Left Side Panel	(1x)
06	Mobile Shelf	(2x)
07	Largest Back Panel	(2x)
08	Smaller Back Panel	(1x)
09	Right Door With Lock	(2x)
10	Left Door	(2x)
11	Divider Panel	(2x)
12	Smaller Mobile Shelf	(1x)

## LIST OF PIECES

01	Tapa	(2x)
02	Tapa Más Pequeña	(1x)
03	Panel Inferior	(1x)
04	Panel Lateral Derecho	(1x)
05	Panel Lateral Izquierdo	(1x)
06	Estante Móvil	(2x)
07	Panel Trasero Más Grande	(2x)
08	Panel Trasero Más Pequeño	(1x)
09	Puerta Derecha Con Cerradura	(2x)
10	Puerta Izquierda	(2x)
11	Panel Divisor	(2x)
12	Estante Móvil Más Pequeña	(1x)

# ACESSÓRIOS ACCESSORIES ACCESORIOS

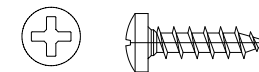
A32 - PARAF. MINIFIX  
**19x**



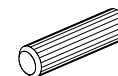
A35 - TAMBOR  
MINIFIX **35x**



A8 - PARAF. 4,0x14 CP  
**48x**



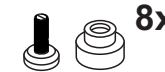
D1 - CAVILHA 8x30  
**22x**



A2 - PARAF. 3,5x14 CC  
**12x**




L15 - CONJ. DESLIZADOR  
P/ARMÁRIO MACHO/FEMEA  
**8x**



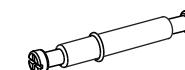
I1 - FECHADURA P/GAV.  
**2x**



M1 - CHAPA L 2 FUROS  
OBL 42x17x0,9mm ZB **2x**



A34 - HASTE MINIFIX  
DUPLA P/15mm **8x**



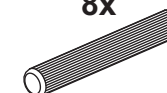
F1 - TAPA FURO Ø18  
**40x**



M2 - BATENTE P/PORTA  
2F 48x24x1,5mm ZB **2x**



D3 - CAVILHA 8x50  
**8x**



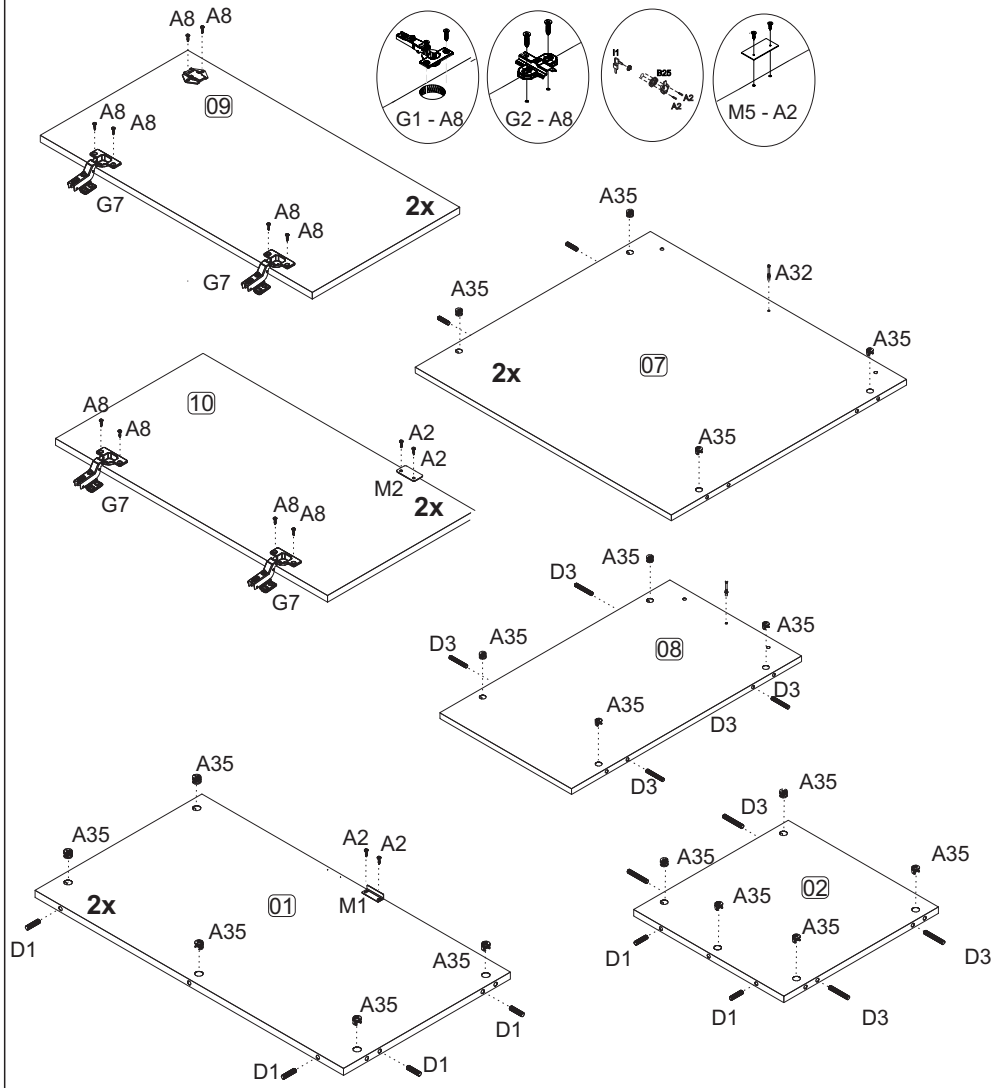
B1 - SUPORTE PRAT.  
METÁLICO **12x**



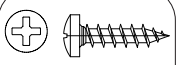
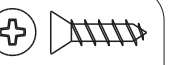

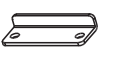



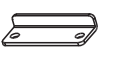




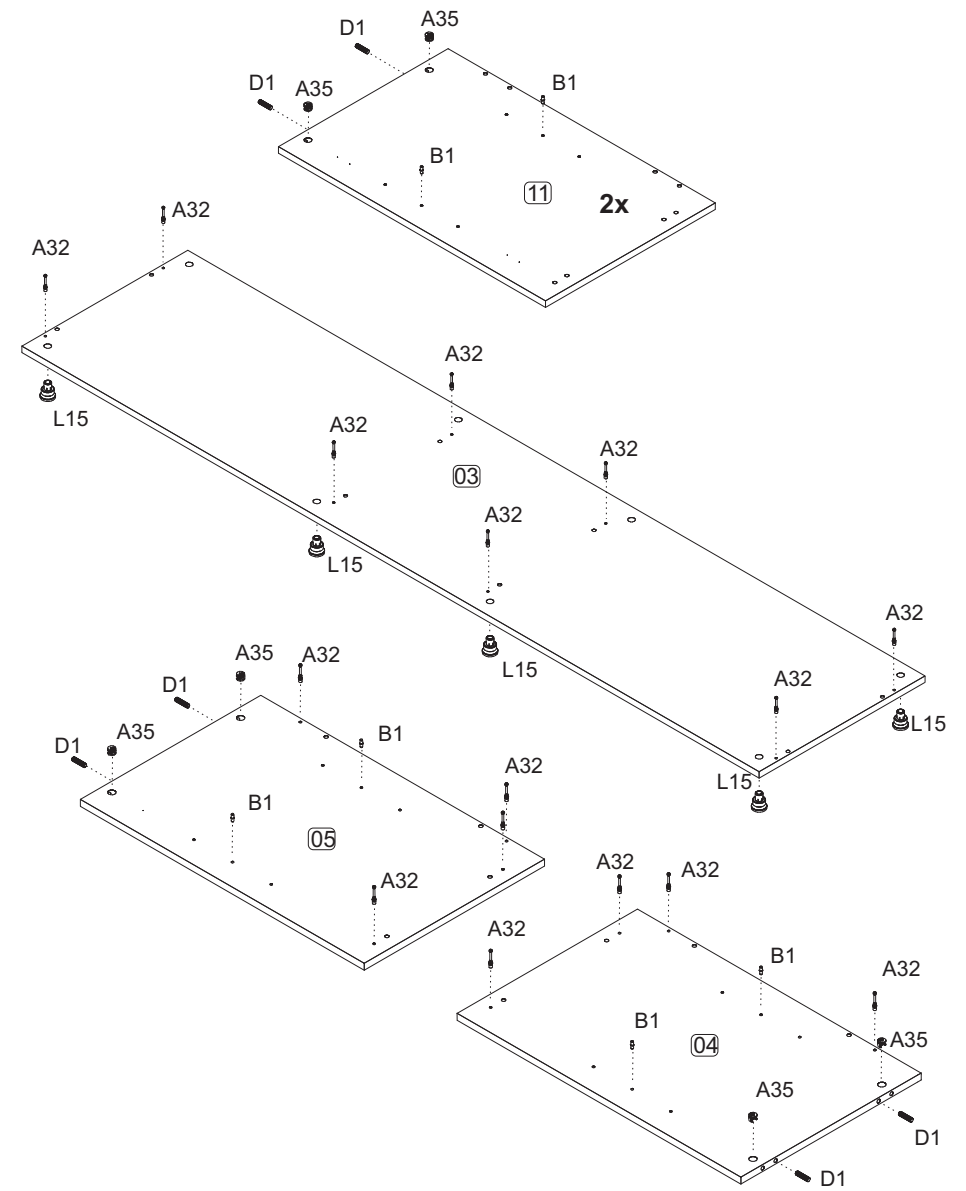
G7 - DOBRADIÇA 35 C/PISTÃO  
SUPER ALTA + CALÇO **8x**







# 1 PRÉ MONTAGEM

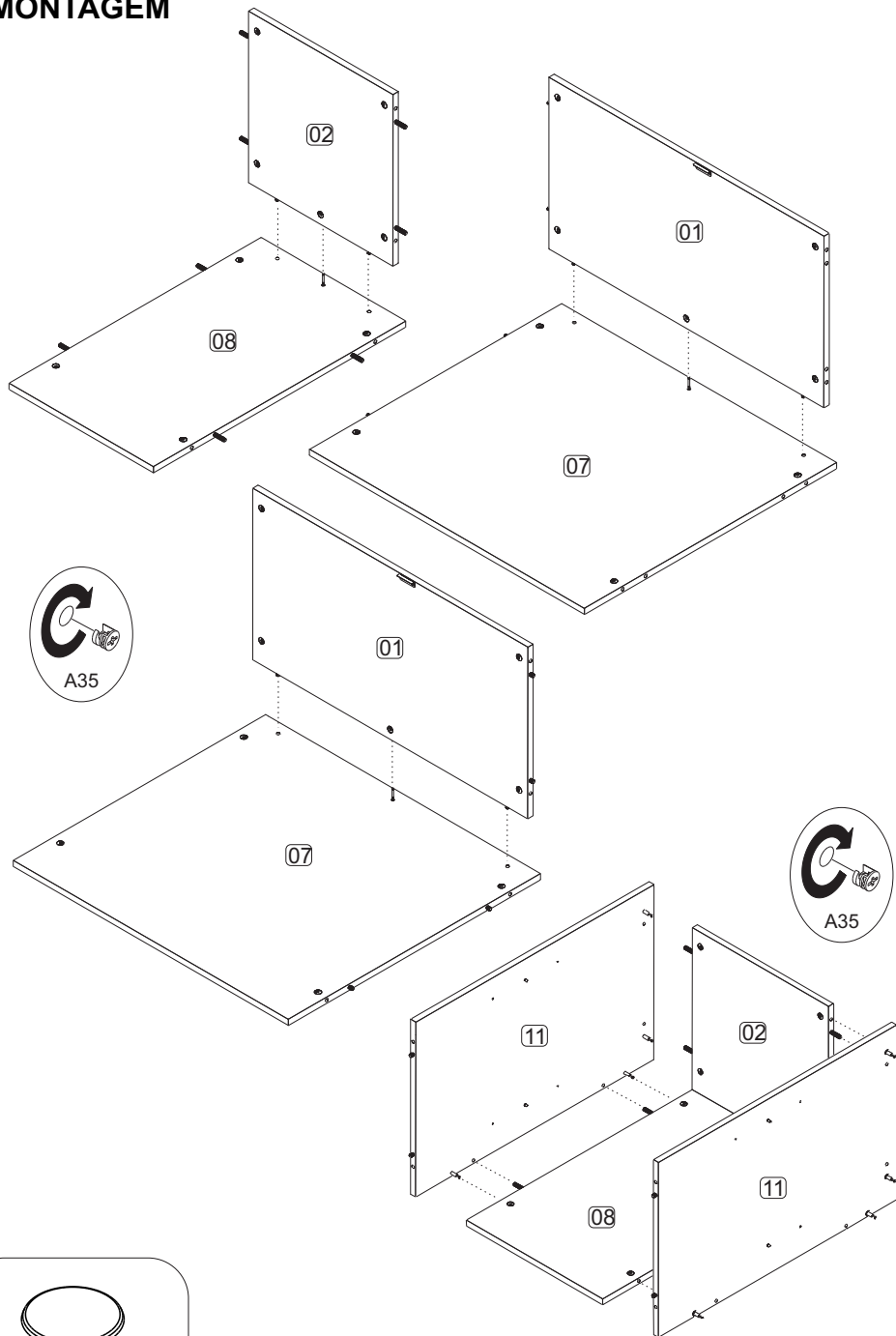


- |  |  |   |  |
|--|--|---|--|
| <br>A35 - 27x | <br>G7 - 8x | <br>A8 - 10x | <br>A2 - 2x |
| <br>M1 - 2x    | <br>M2 - 2x | <br>G7 - 8x  | <br>M2 - 2x |
| <br>D1 - 4x    | <br>M1 - 2x | <br>G7 - 8x  | <br>D3 - 8x |

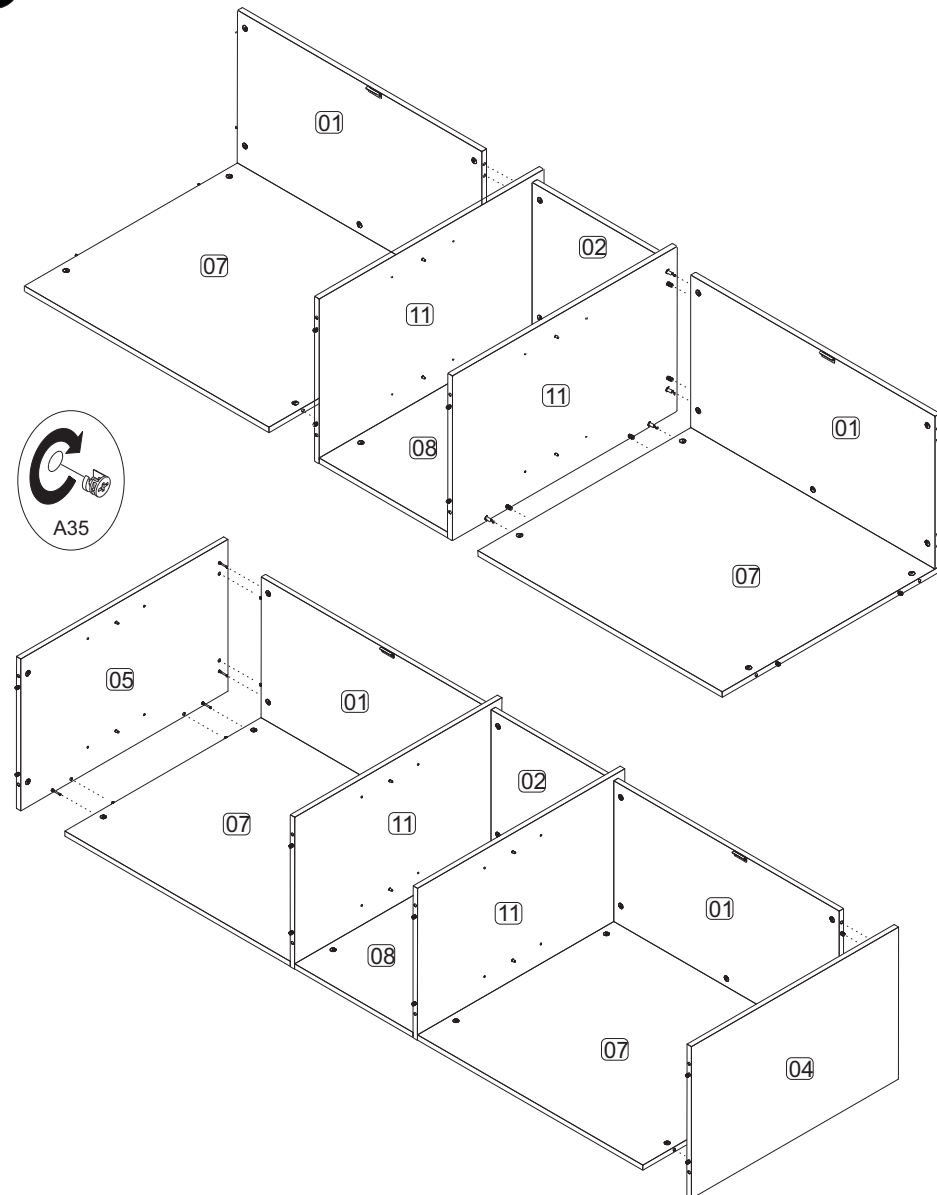


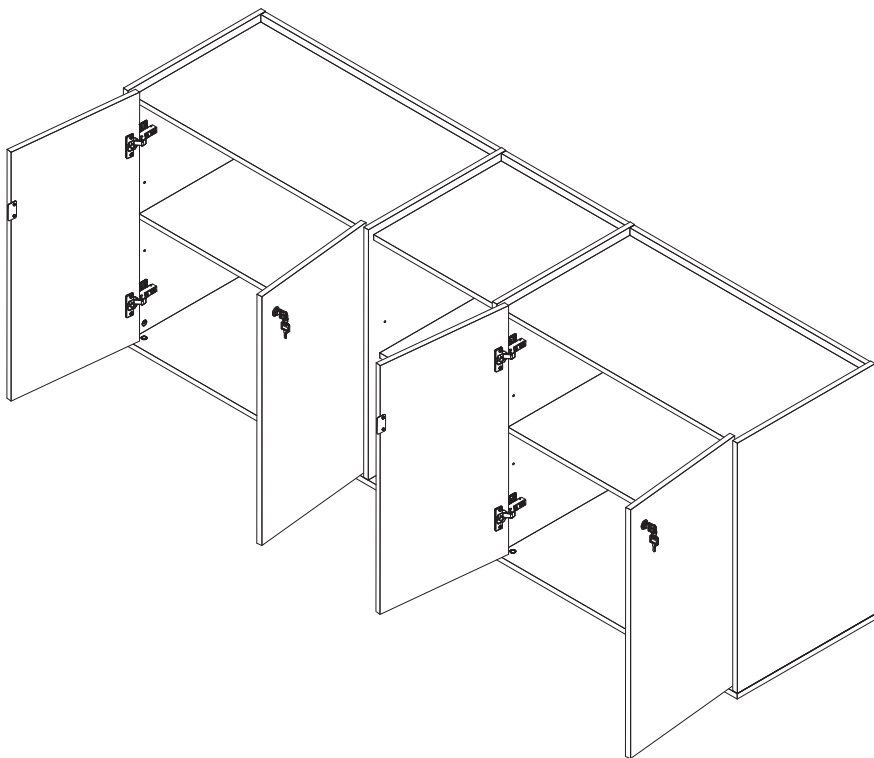
- |   |   |  |   |
|---|---|--|---|
| <br>L15 - 8x | <br>A32 - 8x | <br>B1 - 8x | <br>A35 - 8x |
|---|---|--|---|

## 2 MONTAGEM

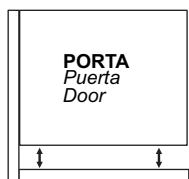


## 3

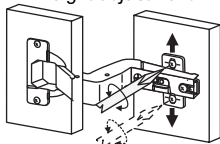




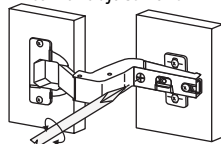
**AJUSTE DAS PORTAS**  
*Ajuste de puerta*  
 Door adjustment



**AJUSTE DE ALTURA**  
*Ajuste de altura*  
 Height adjustment



**AJUSTE INTERNO**  
*Ajuste interno*  
 Internal adjustment



**AJUSTE DE PROFUNDIDADE**  
*Ajuste de profundidad*  
 Depth adjustment

